



IZAR500

For product specifications, materials and colours, please refer to the details inside

Izar 500

Technical data

ACCESSIBILITY



Timeless

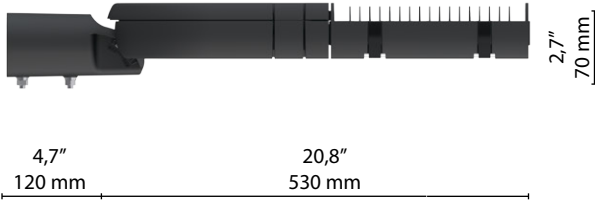
Tool-free openable fixture. Replaceable internal components without the need of tools.

OPTICAL TECHNOLOGY



Reflexa

Refracting optical system consist of single-chip LED, aluminium reflector extra-pure with silver PDV treatment and extra clear tempered glass.



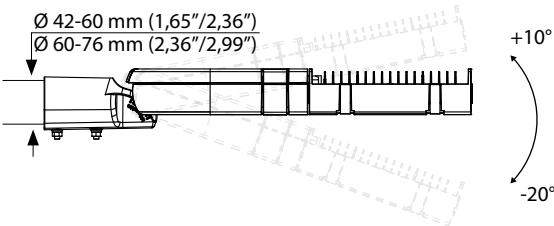
Scale: 1:10

| | |
|--------------------|--|
| Max. weight | EPA (CXS) |
| 17,2 lb (7,8 Kg) | Plan: 2,7 ft ² (0,25 m ²) |

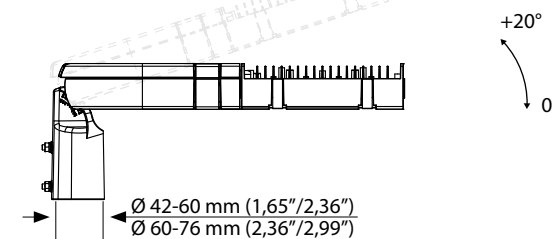
FIXING TYPE



Side
Adjustable in 5° steps



Pole top
Adjustable in 5° steps



STANDARD

Compliance: UL Standard 1598-CSA C22,2no.250.0.

CONFORMITY | PROTECTION

Conformity



Safety classes



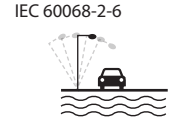
Salt spray test



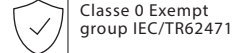
Protection classes



Vibration test passed



Photobiological safety



PLUS



LIGHTING FIXTURE FEATURES

General features

| | |
|--------------------------------------|---|
| Power source: | 120-277V 50/60Hz tolerance +/-10% |
| Current supply: | 350 mA 525 mA 700 mA 1050 mA (P _{max} = 161W) |
| Power Factor THD: | ≥0.95 <10 % (At full load) |
| Expected life (Ta=77°F 25°C): | > 100.000 h L90B10 @ LED 700mA |
| Operational temperature (Ta): | T _{min} = -40°F (-40°C) T _{max} = 131°F (55°C) 700 mA 122°F (50°C) 1050 mA |
| Storage temperature: | -40°F/+176°F (-40°C/+80°C) |
| Overcharge protection: | Main surge immunity up to 10kV |
| Disconnecter: | Cable clamp cross section AWG14 ÷ AWG7 |
| Standard functions: | Current fixed Virtual midnight CLO |

Materials

| | |
|--------------------------|---|
| Lighting fixture: | Powder coated Die cast aluminium EN1706 |
| Optical system: | Aluminium reflector, 99.7% oxidised and polished purity |
| Screen: | Screen-printed ultraclear tempered glass Th. 0,15in (4mm) |
| Gaskets: | Removable silicon |
| Cable gland: | Polyamide PA66 PG16 Ø 0,55in (14mm) MAX |
| Screws and bolts: | AISI 304 stainless steel |
| Fixture color: | GMR dark |
| Silkscreen color: | RAL 9005 |

LED FEATURES

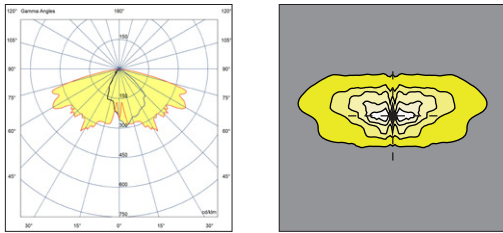
| | |
|----------------------------------|---|
| LED data 4.000 K - 700mA: | 340 lm/LED 180 lm/W 77°F (25°C) [Tj] ≤ 3 step MacAdam |
| Color temperature: | 3.000 K 4.000 K CRI ≥ 70 |

OPTIONAL

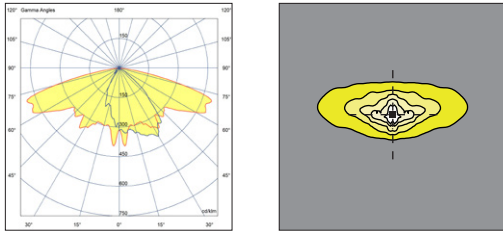
| | |
|---|--|
| Additional surge protector device: | SPD Max peak current 10kV/5kA 8/20µs |
| Additional surge protector device SPD 400: | SPD Max peak current 10kV 8/20µs + permanent overvoltage protection higher than 270Vac |
| Electrical optional | 1,64ft (0,5m) power cable with 2-3 or 4-5 core connector |
| Optional functions: | DALI2 D4i |
| Connectors and sockets: | NM (Nema Socket) ZS (Lumawise Zhaga Socket) |

ASYMMETRICAL DISTRIBUTION \ \

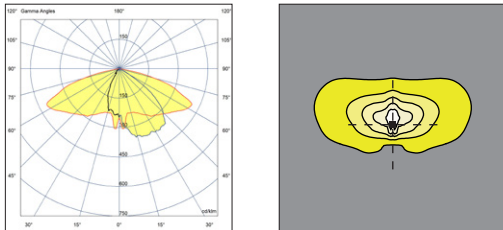
R2A



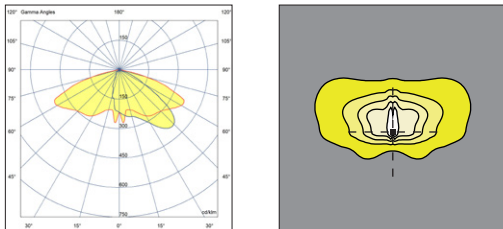
R2B



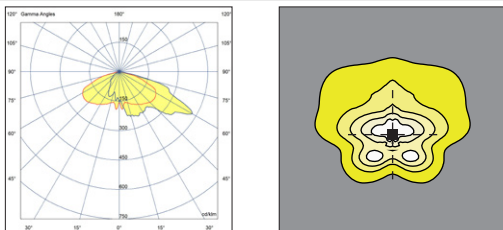
R3A



R3B



R3C





R2B



R3A

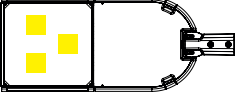
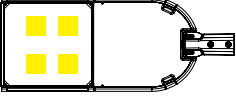
The LED modules nominal data refers only to the LED light sources in a standard version, with 4000 K color temperature, color rendering index CRI 70 min. and a junction temperature t_j of 77°F (25°C). The LED nominal data are extrapolated from the manufacturer documentations.

| LED code | | (•) I [mA] | Luminous flux [lm] | Power [W] | Efficiency [lm/W] |
|----------|---|---------------|--------------------|-----------|-------------------|
| RF09 |  | 350 | 6934 | 35,3 | 196 |
| | | 525 | 9839 | 54,1 | 182 |
| | | 700 | 12360 | 73,2 | 169 |
| | | 1050 | 16868 | 112,8 | 150 |
| RF12 |  | 350 | 9246 | 47,1 | 196 |
| | | 525 | 12867 | 71,8 | 179 |
| | | 700 | 16157 | 97,1 | 166 |
| | | 1050 | 22037 | 149,5 | 147 |

The lighting fixture measured data refers to GMR ENLIGHTS products in a standard version, with 4000 K color temperature, optica type R3B and an ambient temperature t_a of 77°F(25 °C).

GMR ENLIGHTS offers the possibility of driving the device with custom currents (*).

Feature availability is subject to configurations. To obtain luminous fluxes and efficiencies of the lighting fixture in case of optic type and/or color temperature and/or color rendering index different from the standard use the conversion factors shown in the tables.

| Order code: IZ5_RFxx | (*) I [mA] | Luminous flux [lm] | Power [W] | Efficiency [lm/W] |
|--|---------------|--------------------|-----------|-------------------|
| RF09  | 350 | 6516 | 40,0 | 163 |
| | 525 | 9246 | 61,5 | 154 |
| | 700 | 11616 | 83,0 | 144 |
| | 1050 | 15852 | 124,0 | 129 |
| RF12  | 350 | 8689 | 53,0 | 164 |
| | 525 | 12092 | 80,5 | 153 |
| | 700 | 15183 | 109,0 | 143 |
| | 1050 | 20710 | 161,5 | 130 |

OPTIC CONVERSION FACTOR LUMINOUS FLUX

| Optic type | Flux multiplier |
|------------|-----------------|
| R2A | 0,99 |
| R2B | 0,98 |
| R3B R3C | 1,00 |

Tk CONVERSION FACTOR LUMINOUS FLUX

| Tk [K] | Flux multiplier |
|--------|-----------------|
| 3.000 | 0,94 |
| 5.700 | 1,01 |

CRI CONVERSION FACTOR LUMINOUS FLUX

| CRI (color render index) | Flux multiplier |
|--------------------------|-----------------|
| 70 | 1,00 |
| 80 | 0,93 |

(*) See pag: Available optical system, to check the optic type availability.

(**) See pag: Technical data, to check the colour temperature availability.

Functions

Standard functionality

Fixed current

During production, the light fixture is pre-set with a fixed current amongst the standard settings that appear in the tables on page 3. Upon customer's request, it is also possible to set a specific current (custom setting).

Virtual Midnight | Automatic dimming

The driver is programmed to automatically dim the light output according to the time. As required by regulations, the maximum output is set during initial hours and towards the end of the light fixture's operating time interval. During these hours there is statistically more traffic. The light output is then dimmed during the central hours of the operating time interval. This management is achievable through a self-learning process of the device, that establishes the centre point of the time interval. This moment is called "virtual midnight" and it is the point that the dimming profile refers to in order to know when to reduce the light output. We can manage up to 8hrs of programming that evolve around the virtual midnight and up to 5 steps of dimming. This way the light output will adjust automatically, adapting throughout the year to the duration of the nighttime, by referring to the pre-set parameters based on the centre point of the operating time interval.

CLO Constant Lumen Output

LEDs over time are inevitably subject to performance depreciation. This light reduction may be compensated by gradually increasing the LED's current during its lifespan, this corresponds to a gradual increase of lumen output proportional to the amount that is naturally depreciated.

On request functionality

DALI2 Control and monitoring system

On request, the fixture can be fitted with a DALI2 communication interface. This protocol allows it to be monitored and controlled remotely through use of Dali control buses.

D4i

On request, the fixture can be equipped with a D4i certified power supply. This is the ideal solution for wireless sensors and/or controls. This system was developed to integrate various systems to address smart city requirements. Included is DALI2 protocol + auxiliary power (AUX) to supply power to devices and sensors. This system is usually required when using a Zhaga Lumawise socket.

LINESWITCH

This functionality by using an extra wire within the streetlight's power line, allows to dimmer to a pre-set level. For example, a centralised timer can change this value from 100% to 50%, and vice versa.

AMPDIM

This feature allows dimming using the power line controlled by an upstream flow regulator. For this feature, the flow controller must use amplitude modulation (AM).

NEMA | Nema Socket (7 PIN)

The Nema Socket is a 7 PIN connector/socket with IP66 rating, that is fitted on the fixture to make it interfaceable with various ANSI C136 compliant devices and remote-control gear. These devices can be installed during or after installation of the light fixtures. The NEMA socket can provide power interruption and is interfaceable with DALI buses and/or 1-10V dimming. It is compatible with point-to-point node connection, and twilight sensors etc.

ZHAGA Lumawise Zhaga Socket (4 PIN)

The Lumawise Zhaga socket is a small and compact 4 Pin connector/socket, that fits ideally with the design of GMR ENLIGHTS fixtures. With ZHAGA Lumawise sockets it is possible install the devices, sensors, ZHAGA remote controls during or after installation of the light fixtures. This socket is usually required in conjunction with the DALI Sensor feature, which involves a DALI2/D4i communication protocol in addition to 12/24V auxiliary port to supply power to the sensors. It is compatible with point-to-point wireless control solutions and SMART CITY applications to control and monitor the public lighting infrastructure.

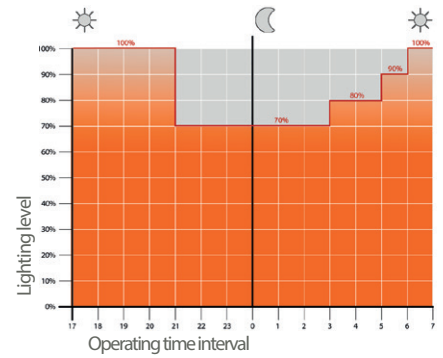
PRESENCE SENSOR

The product can be equipped with a presence sensor type zhaga book 18 in the lower part of the luminaire. In this case the lighting body is provided with Zhaga socket and Driver D4i. It is very important to carefully evaluate the installation context (height and underlying area) according to the sensing diagram of the device.

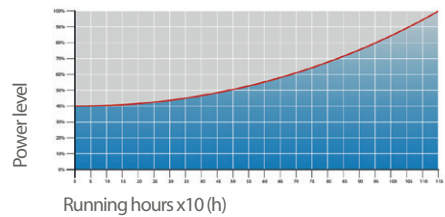
Third-party remote control

GMR ENLIGHTS fixtures are compatible with most third-party remote controls, powerline communication systems, wired systems (buses) and wireless systems.


Example of 4-step adjustment with virtual midnight




CLO Light Flow Compensation



7 Pin Nema Socket 7 (A) and IP66 shorting cap (B)



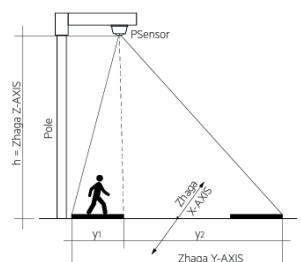
4 Pin Lumawise Zhaga Socket (C) and IP66 cap (D)



Installation example of Lumawise Zhaga



Installation example of presence sensor



Protection cycles

GMR ENLIGHTS works with cast iron, steel and aluminum. The materials are selected and processed to maximize performance and quality.

GALVANIZED STEEL

Protection of galvanized steel surfaces for poles

The protection of galvanized steel elements is achieved by following steps:

- Micro sandblasting;
- First epoxy layer application followed by: Wilting > Drying > Cooling;
- Acrylic glaze layer application followed by: Wilting > Drying > Cooling;
- Packing at least after 24-hour-drying at room temperature.

Protection of galvanized steel surfaces for brackets and pastorals

The protection of the galvanized steel elements is achieved thanks to:

- Micro sandblasting;
- Phosphoric pickling bath at a ph level ranging from 1.5 to 3;
- Rinsing with demineralised water;
- First powder layer application;
- Kiln firing;
- Application of a final powder layer;
- Kiln roasting of the final powder layer at 356°F (180°C);
- Cooling.

CAST IRON

Protection of cast iron surfaces for bases

The protection of cast iron elements is achieved by the following treatments:

- Surface micro shotblasting;
- Mono-component dip galvanizing followed by: Wilting > Drying > Cooling;
- Epoxy micaceous primer application followed by: Wilting > Drying > Cooling;
- Acrylic enamel application followed by: Wilting > Drying > Cooling;
- Packing at least after 24-hour-drying at room temperature.

DIE-CAST ALUMINIUM

Protection of die-cast aluminium surfaces for lighting fixtures, tops, collars, brackets and pastorals

Lighting fixtures, brackets, pastoral, and die-cast accessories undergo a cycle of powder painting which creates a barrier against the corrosion of metal parts. Moreover this barrier makes the finished product comply with design specifications in terms of surface roughness, color and reflectance.

The cycle consists of the following steps:

- Micro sandblasting;
- Hot pickling bath in a zinc-based phosphodegreasing solution;
- Specific process for the preparation of surfaces before painting;
- Washing with water;
- Rinsing with demineralised water and subsequent drying;
- First powder layer application followed by kiln baking at 356°F (180°C);
- Final powder layer application using a High Durability product and final kiln roasting at 356°F (180°C).



Salt spray test

The top quality of such treatments is confirmed by salt spray tests performed in accordance with standard ISO 9227:2017 Neutral Salt Spray test (NSS).

The test was carried out for 8.000 hours at 95°F (35°C) and demonstrated through the report test released.



GMR ENLIGHTS s.r.l.

Legal headquarters:
Strada Provinciale Specchia - Alessano, 68 • 73040 (LE)

Administrative and operational headquarters:
Via Grande n°226 • 47032 Bertinoro (FC)

T +39 0543 462611
F +39 0543 449111

sales@gmrenlights.com
www.gmrenlights.com