



HIBRA module combining

The pictures shown are for illustrative purposes only. For shape, material and color specifications refer to internal descriptions.

Hibra module combining

Technical data

rev. 2022.02

INSTALL: Indoor and Outdoor

ACCESSIBILITY



Timeless

Tool-free openable fixture.
Replaceable internal components
without the need of tools.

OPTICAL TECHNOLOGY



Reflexa

Refracting optical system consist of
single-chip LED, aluminium reflector
extra-pure with silver PDV treatment
and extra clear tempered glass.

HI1



5,9"
150 mm



HI2




9,9"
252 mm



10,6"
271 mm

5,1"
130 mm

HI3



15,8"
402 mm



HI4



19,8"
504 mm



10,6"
271 mm

5,1"
130 mm

Scale: 1:20

Max. weight

HI1: 5,5 lb (2,5 Kg)

HI2 : 8,8 lb (4 Kg)

HI3: 13,2 lb (6 Kg)

HI4: 17,6 lb (8 Kg)

EPA (CX5)

Plan: 0,51 ft² (0,048 m²)

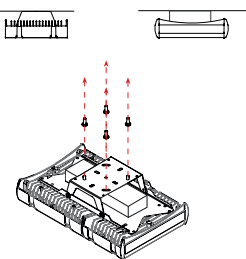
Plan: 0,9 ft² (0,084 m²)

Plan: 1,42 ft² (0,132 m²)

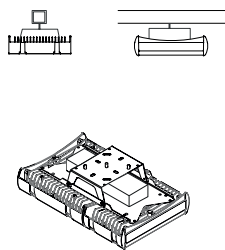
Plan: 1,8 ft² (0,168 m²)

FIXING TYPE

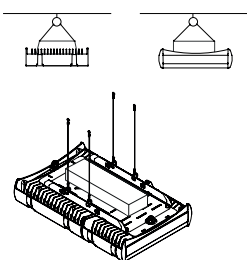
Ceiling support



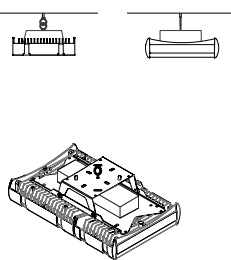
Busbar



Steel cables



Loop



Infographic related to the Hibra family and not to the single product

STANDARD

Compliance: UL Standard 1598-CSA C22,2no.250.0.

CONFORMITY | PROTECTION

Conformity



Salt spray test

ISO 9227



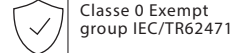
Safety classes



Protection classes



Photobiological safety



PLUS



DARK SKY
FRIENDLY



OPTICAL
FLEXIBILITY



LOW GLARE



SEPARATE UNITS
(ELECTRICAL AND
OPTICAL)

LIGHTING FIXTURE FEATURES

General features

Power source: 120-277V | 50/60Hz | tolerance +/-10%

Current supply: 350 mA | 525 mA | 700 mA | 1050 mA (P_{max} = 305W)

Power Factor | THD: ≥0.95 | <10 % (At full load)

Expected life (Ta=77°F|25°C): > 100.000 h | L90B10 | @ LED 700mA

Operational temperature (Ta): T_{min} = -40°F (-40°C) T_{max} = 131°F (55°C) | 199,5W
122°F (50°C) | 305W

Storage temperature: -40°F/+176°F (-40°C/+80°C)

Overcharge protection: Main surge immunity up to 10kV

Standard functions: Current fixed | Virtual midnight | 1-10V|CLO

Materials

Lighting fixture: Powder coated Die cast aluminium | EN1706

Optical system: Aluminum reflector with silver PVD treatment, purity 99.7% oxidized and polished.

Screen: Screen-printed ultraclear tempered glass | Th. 0,15in (4mm)

Fixing plate: Galvanized steel S235

Gaskets: Removable silicon

Cable gland: Polyamide PA66 | PG16 | Ø 0,55in (14mm) MAX

Screws and bolts: AISI 304 stainless steel

Fixture color: RAL 9005

LED FEATURES

LED data 4.000 K - 700mA: 340 lm/LED | 180 lm/W | 77°F (25°C) [Tj] | ≤ 3 step MacAdam

Color temperature: 3.000 K | 4.000 K | 5.700 K | CRI ≥ 70

OPTIONAL

Additional surge protector device: SPD | Max peak current 10kV/kA 8/20µs

Electrical optional: 1,64ft (0,5m) power cable with 2-3 or 4-5 core connector

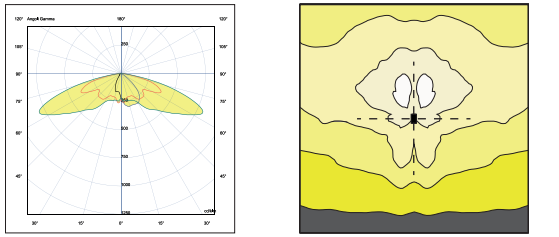
Optional functions: DALI-DALI2

Hibra module combining

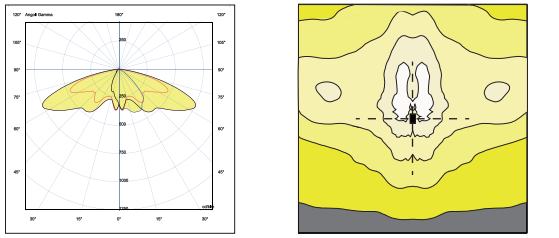
Available optical system

PEDESTRIAN PATHS \\

R2A

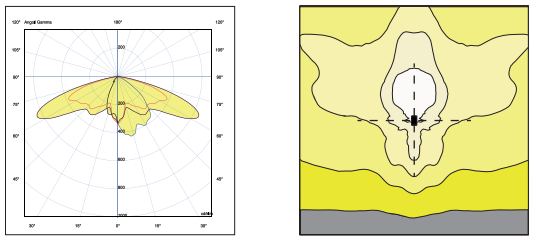


R2B

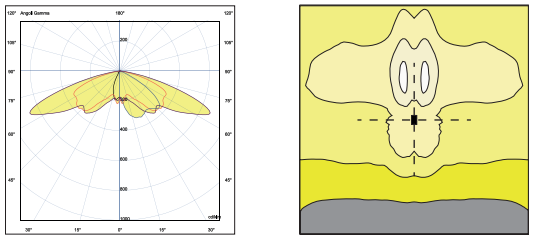


ASYMMETRICAL DISTRIBUTION \\

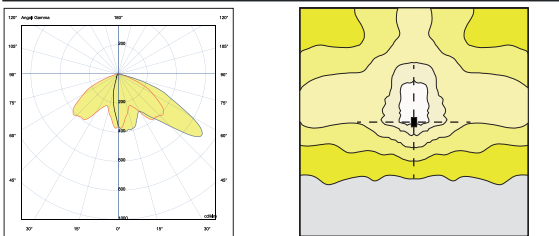
R3A



R3B

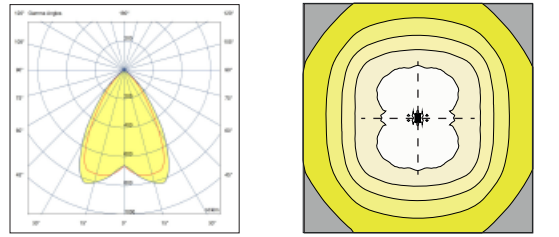


R3C

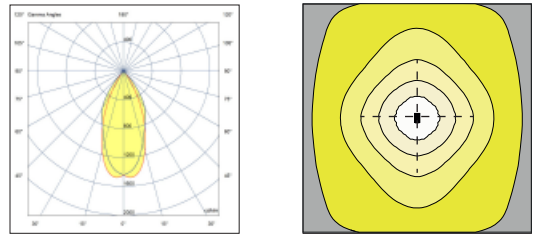


SYMMETRICAL DISTRIBUTION \\

R9A

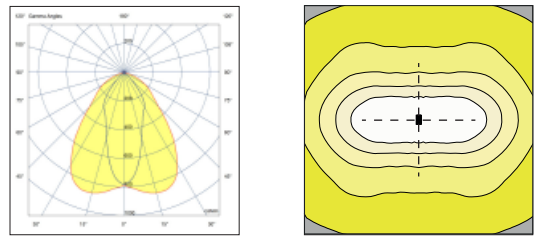


R9B



ELLIPTIC DISTRIBUTION \\

R10A



OPTIC	IESNA TYPE
R2A	TYPE II - short - S
R2B	TYPE II - short - S
R3A	TYPE II - short - C
R3B	TYPE III - short - C
R3C	TYPE III - very short - C

OPTIC	NEMA
R9A	class 3x3
R9B	class 5x5
R10A	class 7x4

CUT-OFF

C: CUT-OFF

S: SEMI CUT-OFF

F: FULL CUT-OFF



TYPE R2B











TYPE R3A

Hibra module combining

Photometric data | LED modules nominal data

rev. 2022.02

The LED modules nominal data refers only to the LED light sources in a standard version, with 4000 K color temperature, color rendering index CRI 70 min. and a junction temperature t_j of 77°F (25°C). The LED nominal data are extrapolated from the manufacturer documentations.

LED code		(*) I [mA]	Luminous flux [lm]	Power [W]	Efficiency [lm/W]
RF03		350	2539	12,8	199
		525	3603	18,7	193
		700	4573	24,8	184
		1050	6247	38,3	163
RF06		350	4984	24,4	205
		525	7072	36,5	194
		700	8973	49,5	181
		1050	12251	75,5	162
RF09		350	7405	36,0	206
		525	10507	54,6	192
		700	13200	73,3	180
		1050	18014	113,2	159
RF12		350	9873	47,7	207
		525	13740	71,9	191
		700	17254	97,5	177
		1050	22648	141,2	160
RF15		350	12342	61,0	202
		525	17176	91,5	188
		700	21567	122,8	176
		1050	29114	184,5	158
RF18		350	14810	73,3	202
		525	20611	109,0	189
		700	25881	144,9	179
		1050	34937	221,3	158
RF21		350	17278	84,2	205
		525	24046	124,7	193
		700	30194	167,9	180
		1050	40760	258,1	158
RF24		350	19747	96,1	205
		525	27481	142,6	193
		700	34508	192,3	179
		1050	46583	294,9	158

The lighting fixture measured data refers to GMR ENLIGHTS products in a standard version, with 4000 K color temperature, optica type R3B and an ambient temperature t_a of 77°F(25 °C).

GMR ENLIGHTS offers the possibility of driving the device with custom currents (*).

Feature availability is subject to configurations. To obtain luminous fluxes and efficiencies of the lighting fixture in case of optic type and/or color temperature and/or color rendering index different from the standard use the conversion factors shown in the tables.

		(*) I [mA]	Luminous flux [lm]	Power [W]	Efficiency [lm/W]
RF03		350	2234	15,0	149
		525	3171	21,5	147
		700	4024	28,5	141
		1050	5497	42,5	129
RF06		350	4385	28,0	157
		525	6223	40,5	154
		700	7896	55,0	144
		1050	10781	83,0	130
RF09		350	6516	40,0	163
		525	9246	60,0	154
		700	11616	80,5	144
		1050	15852	123,0	129
RF12		350	8689	53,0	164
		525	12092	79,0	153
		700	15183	106,0	143
		1050	19931	153,5	130
RF15		350	10861	67,0	162
		525	15114	99,5	152
		700	18979	133,5	142
		1050	25620	200,5	128
RF18		350	13033	80,5	162
		525	18137	118,5	153
		700	22775	157,5	145
		1050	30745	240,5	128
RF21		350	15205	91,5	166
		525	21160	135,5	156
		700	26571	182,5	146
		1050	35869	280,5	128
RF24		350	17377	104,5	166
		525	24183	155,0	156
		700	30367	209,0	145
		1050	40993	320,5	128

OPTIC CONVERSION FACTOR LUMINOUS FLUX

Optic type	Flux multiplier
R2A	0,99
R2B	0,98
R3B R3C	1,00
R9A	1,00
R9B	0,98
R10A	0,99

Tk CONVERSION FACTOR LUMINOUS FLUX

Tk [K]	Flux multiplier
3.000	0,94
5.700	1,01

CRI CONVERSION FACTOR LUMINOUS FLUX

CRI (color render index)	Flux multiplier
70	1,00
80	0,93

(*) See pag: Available optical system, to check the optic type availability.

(**) See pag: Technical data, to check the colour temperature availability.

Functions

Standard functionality

Fixed current

During production, the light fixture is pre-set with a fixed current amongst the standard settings that appear in the tables on page 3. Upon customer's request, it is also possible to set a specific current (custom setting).

Virtual Midnight | Automatic dimming

The driver is programmed to automatically dim the light output according to the time. As required by regulations, the maximum output is set during initial hours and towards the end of the light fixture's operating time interval. During these hours there is statistically more traffic. The light output is then dimmed during the central hours of the operating time interval. This management is achievable through a self-learning process of the device, that establishes the centre point of the time interval. This moment is called "virtual midnight" and it is the point that the dimming profile refers to in order to know when to reduce the light output. We can manage up to 8hrs of programming that evolve around the virtual midnight and up to 5 steps of dimming. This way the light output will adjust automatically, adapting throughout the year to the duration of the nighttime, by referring to the pre-set parameters based on the centre point of the operating time interval.

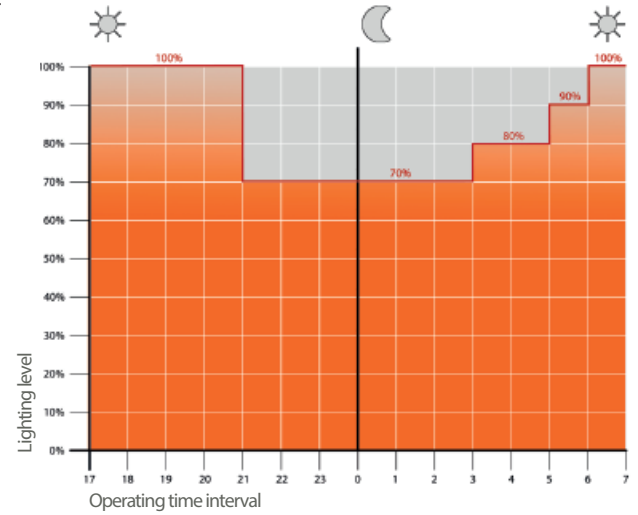
CLO Constant Lumen Output

LEDs over time are inevitably subject to performance depreciation. This light reduction may be compensated by gradually increasing the LED's current during its lifespan, this corresponds to a gradual increase of lumen output proportional to the amount that is naturally depreciated.

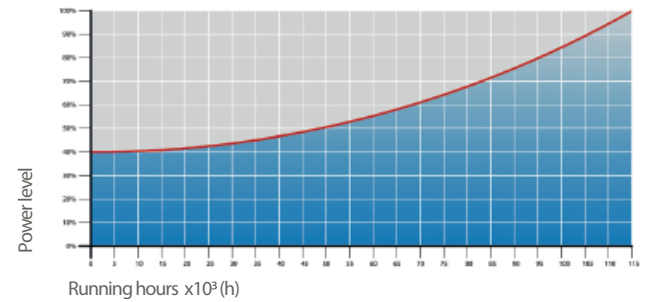
On request functionality

DALI - DALI2 Control and monitoring system

On request, the fixture can be fitted with a DALI2 communication interface. This protocol allows it to be monitored and controlled remotely through use of Dali control buses.



Example of 4-step adjustment with virtual midnight



CLO Light Flow Compensation

Protection cycles

GMR ENLIGHTS works with cast iron, steel and aluminum. The materials are selected and processed to maximize performance and quality.

GALVANIZED STEEL

Protection of galvanized steel surfaces for poles

The protection of galvanized steel elements is achieved by following steps:

- Micro sandblasting;
- First epoxy layer application followed by: Wilting > Drying > Cooling;
- Acrylic glaze layer application followed by: Wilting > Drying > Cooling;
- Packing at least after 24-hour-drying at room temperature.

Protection of galvanized steel surfaces for brackets and pastorals

The protection of the galvanized steel elements is achieved thanks to:

- Micro sandblasting;
- Phosphoric pickling bath at a ph level ranging from 1.5 to 3;
- Rinsing with demineralised water;
- First powder layer application;
- Kiln firing;
- Application of a final powder layer;
- Kiln roasting of the final powder layer at 180°C (356°F);
- Cooling.

CAST IRON

Protection of cast iron surfaces for bases

The protection of cast iron elements is achieved by the following treatments:

- Surface micro shotblasting;
- Mono-component dip galvanizing followed by: Wilting > Drying > Cooling;
- Epoxy micaceous primer application followed by: Wilting > Drying > Cooling;
- Acrylic enamel application followed by: Wilting > Drying > Cooling;
- Packing at least after 24-hour-drying at room temperature.

DIE-CAST ALUMINIUM

Protection of die-cast aluminium surfaces for lighting fixtures, tops, collars, brackets and pastorals

Lighting fixtures, brackets, pastoral, and die-cast accessories undergo a cycle of powder painting which creates a barrier against the corrosion of metal parts. Moreover this barrier makes the finished product comply with design specifications in terms of surface roughness, color and reflectance.

The cycle consists of the following steps:

- Micro sandblasting;
- Hot pickling bath in a zinc-based phosphodegreasing solution;
- Specific process for the preparation of surfaces before painting;
- Washing with water;
- Rinsing with demineralised water and subsequent drying;
- First powder layer application followed by kiln baking at 180°C (356°F);
- Final powder layer application using a High Durability product and final kiln roasting at 180°C (356°F).



Salt spray test

The top quality of such treatments is confirmed by salt spray tests performed in accordance with standard ISO 9227:2017 Neutral Salt Spray test (NSS).

The test was carried out for 8.000 hours at 35°C (95°F) and demonstrated through the report test released.



GMR ENLIGHTS s.r.l.

Legal headquarters:
Strada Provinciale Specchia - Alessano, 68 • 73040 (LE)

Administrative and operational headquarters:
Via Grande n°226 • 47032 Bertinoro (FC)

T +39 0543 462611
F +39 0543 449111

sales@gmrenlights.com
www.gmrenlights.com