

Vesta Ral 045

Product code: VRP045

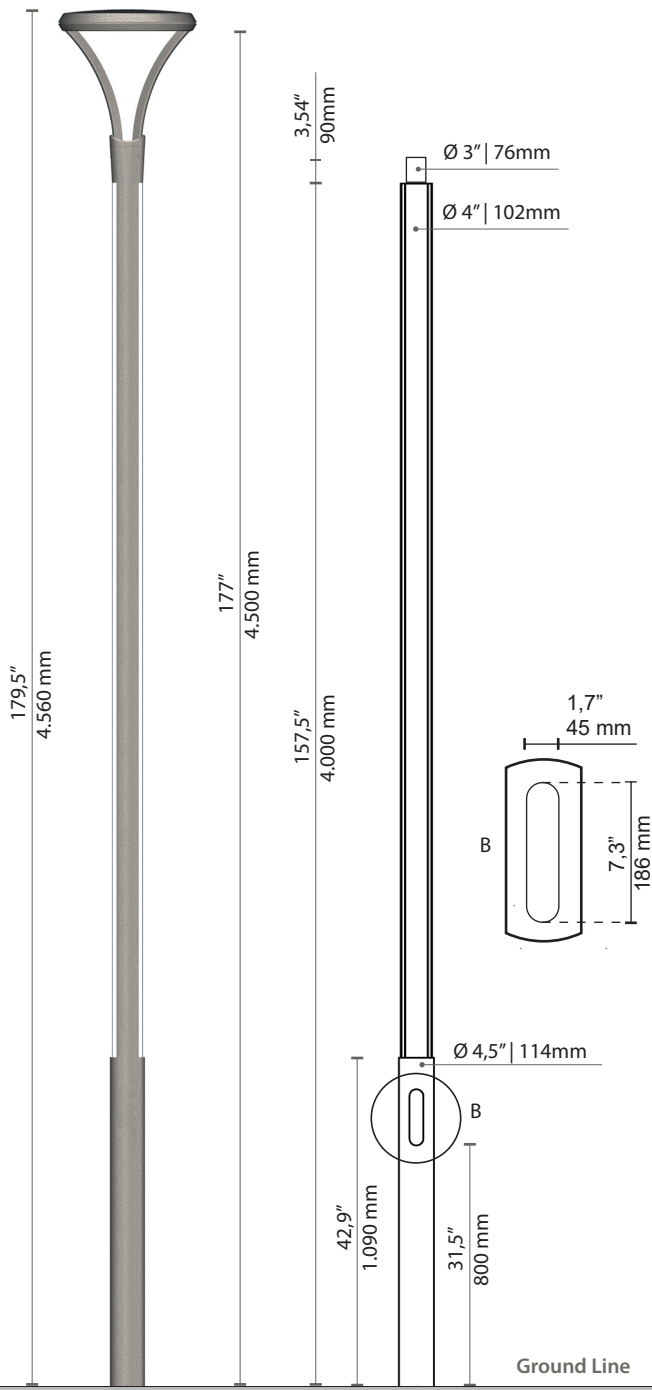


Flange
VRP045_F



Foundation
VRP045_M

Vesta Ral is an urban lighting pole with a cylindrical shape, made of steel and extruded aluminium, embellished with three thin LED decorations that run along its height.



Scale: 1:25

Conformity



Geometry and mechanical features

| | |
|---------------|--|
| Total height: | 4.560 mm |
| Total weight: | ⊥ flange: 42 Kg ⊕ foundation: 43 Kg |

Decorative lighting kit

| | |
|--------------------------------|---|
| Conformity: | TUV IP67 |
| Standard: | <ul style="list-style-type: none"> • 2006/95/CE Bassa tensione 2012/19/UE • RAEE EN 60155 • 2011/65/UE RoHS |
| LED driver: | <ul style="list-style-type: none"> • Class 1 100 W • SEL V-equivalent 24V dc 50/60Hz • Protection in case of short circuit or overload in the secondary circuit. |
| Power source: | 100-240 V |
| Power: | 30W |
| Power factor: | 0.9 |
| LED strips: | 5W/m 500 lm/m |
| LED strips Available colors: | Red Green Blue White |

Materials | Color

| | |
|--------|--|
| Pole: | Steel and extruded aluminium UNI EN 10219 - EN 573-3 |
| Color: | Light grey |

TERMINAL BLOCK 4x16mm²

Smooth fitting door



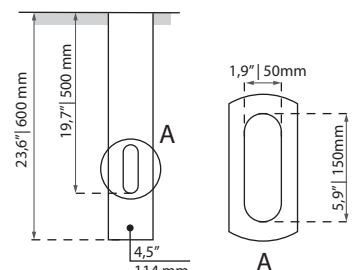
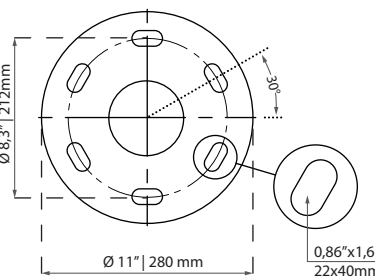
ANCHORAGE TYPE



Flange



Foundation



Protection cycles

GMR ENLIGHTS works with cast iron, steel and aluminum. The materials are selected and processed to maximize performance and quality.

GALVANIZED STEEL

Protection of galvanized steel surfaces for poles

The protection of galvanized steel elements is achieved by following steps:

- Micro sandblasting;
- First epoxy layer application followed by: Wilting > Drying > Cooling;
- Acrylic glaze layer application followed by: Wilting > Drying > Cooling;
- Packing at least after 24-hour-drying at room temperature.

Protection of galvanized steel surfaces for brackets and pastorals

The protection of the galvanized steel elements is achieved thanks to:

- Micro sandblasting;
- Phosphoric pickling bath at a ph level ranging from 1.5 to 3;
- Rinsing with demineralised water;
- First powder layer application;
- Kiln firing;
- Application of a final powder layer;
- Kiln roasting of the final powder layer at 180°C (356°F);
- Cooling.

CAST IRON

Protection of cast iron surfaces for bases

The protection of cast iron elements is achieved by the following treatments:

- Surface micro shotblasting;
- Mono-component dip galvanizing followed by: Wilting > Drying > Cooling;
- Epoxy micaceous primer application followed by: Wilting > Drying > Cooling;
- Acrylic enamel application followed by: Wilting > Drying > Cooling;
- Packing at least after 24-hour-drying at room temperature.

DIE-CAST ALUMINIUM

Protection of die-cast aluminium surfaces for lighting fixtures, tops, collars, brackets and pastorals

Lighting fixtures, brackets, pastoral, and die-cast accessories undergo a cycle of powder painting which creates a barrier against the corrosion of metal parts. Moreover this barrier makes the finished product comply with design specifications in terms of surface roughness, color and reflectance.

The cycle consists of the following steps:

- Micro sandblasting;
- Hot pickling bath in a zinc-based phosphodegreasing solution;
- Specific process for the preparation of surfaces before painting;
- Washing with water;
- Rinsing with demineralised water and subsequent drying;
- First powder layer application followed by kiln baking at 180°C (356°F);
- Final powder layer application using a High Durability product and final kiln roasting at 180°C (356°F).



Salt spray test

The top quality of such treatments is confirmed by salt spray tests performed in accordance with standard ISO 9227:2017 Neutral Salt Spray test (NSS).

The test was carried out for 8.000 hours at 35°C (95°F) and demonstrated through the report test released.



GMR ENLIGHTS s.r.l.

Legal headquarters:
Strada Provinciale Specchia - Alessano, 68 • 73040 (LE)

Administrative and operational headquarters:
Via Grande n°226 • 47032 Bertinoro (FC)

T +39 0543 462611
F +39 0543 449111

sales@gmrenlights.com
www.gmrenlights.com