

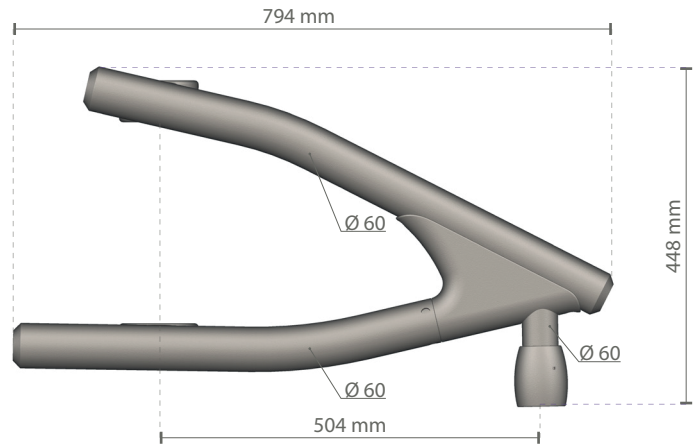
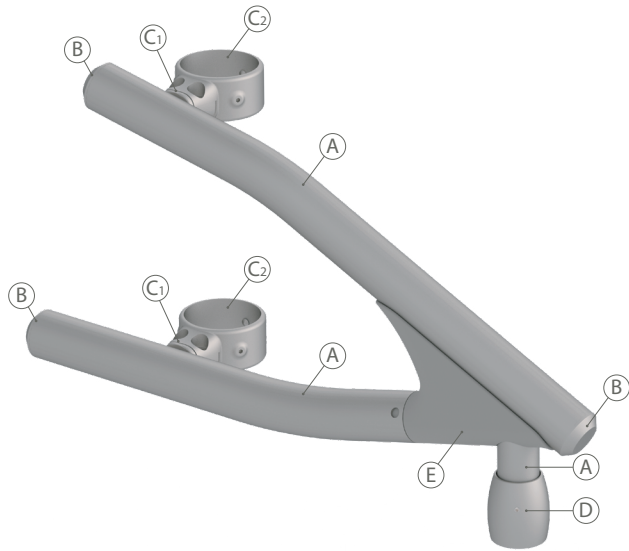
# Steel Fork small A pole arm

Product code: SFM S A

2020.10

01 | 02

- Single SFM S A\_01
- Double SFM S A\_02




The drawings show the pole arm with Ø 89 pole collars, suitable for Steel Black poles fixing. The pole arm is equipped with Ø 79 pole collars for Steel Red or Steel Green poles fixing. (Ø 79 pole collars are shown in the pictures at the bottom.)

Scale: 1:10

Pole arm predisposed for the installation of suspended lighting fixtures on 5-6 m. poles. The pole arm is available in single version for Steel Green poles, in single or double version for Steel Black and Steel Red poles. The pole arm is equipped for the pole fixing and for the suspended lighting fixtures fixing.



## Lighting fixture fixing system



### Fast connection

An axle box is welded to the pole arm (A) to allow the fast connection of the lighting fixture (X). A die-cast aluminium decoration (D) hide the fixing system.

## Geometry and mechanical features (\*)

Height:	448 mm
Width:	794 mm
Weight:	3,7 Kg (pole collar excluded)
Extension:	504 mm

(\*): Referred to single version

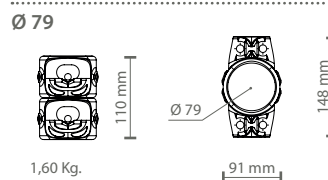
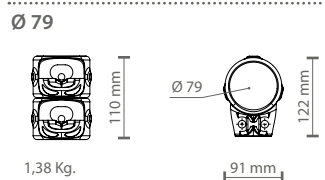
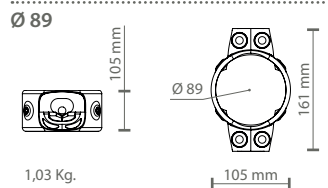
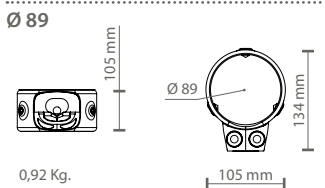
## Materials | Color

Bracket (A):	S235 steel   EN 10083-1
Cover cap (B):	Plastic
Pole collar joint (C1):	C30 steel   EN 10083-1
Pole collar (C2):	C40 steel   EN 10083-1
Decorative element (D, E):	Die-cast aluminium   EN 1706
Screws and bolts:	AISI 304 stainless steel
Color:	Light grey

## Pole collars (C2) Scale: 1:10

○ Single SFM S A\_01

● Double SFM S A\_02



## Protection cycles

### GALVANIZED STEEL

#### Protection of galvanized steel surfaces for poles

The protection of galvanized steel elements is achieved by following steps:

- Micro sandblasting
- First epoxy layer application followed by: Wilting > Drying > Cooling
- Acrylic glaze layer application followed by: Wilting > Drying > Cooling
- Packing at least after 24-hour-drying at room temperature.

#### Protection of galvanized steel surfaces for brackets and pastorals

The protection of the galvanized steel elements is achieved thanks to:

- Micro sandblasting
- Phosphoric pickling bath at a ph level ranging from 1.5 to 3
- Rinsing with demineralised water
- First powder layer application
- Kiln firing
- Application of a final powder layer
- Kiln roasting of the final powder layer at 180°
- Cooling.

### CAST IRON

#### Protection of cast iron surfaces for bases

The protection of cast iron elements is achieved by the following treatments:

- Surface micro shotblasting
- Mono-component dip galvanizing followed by: Wilting > Drying > Cooling
- Epoxy micaceous primer application followed by: Wilting > Drying > Cooling
- Acrylic enamel application followed by: Wilting > Drying > Cooling.
- Packing at least after 24-hour-drying at room temperature.

### DIE-CAST ALUMINIUM

#### Protection of die-cast aluminium surfaces for lighting fixtures, tops, collars, brackets and pastorals

Brackets, pastoral, and die-cast accessories undergo a cycle of powder painting which creates a barrier against the corrosion of metal parts. Moreover this barrier makes the finished product comply with design specifications in terms of surface roughness, color and reflectance. The cycle consists of the following steps:

- Micro sandblasting
- Hot pickling bath in a zinc-based phosphodegreasing solution
- Phospho-chromatation for surfeces clearing
- Washing with water
- Rinsing with demineralised water and subsequent drying
- First powder layer application followed by kiln baking at 180°
- Final powder layer application using a High Durability product and final kiln roasting at 180°C.



Salt spray test | FLORIDA TEST

The top quality of such treatments is confirmed by the succesfull results of specific salt spray test ( all products exce-  
ded widely 2.500 hours) and the strictest international tests,  
among which FLORIDA TEST.

The salt spray test is made in accordance with standard UNI  
EN ISO 9227.



**GMR ENLIGHTS s.r.l**

Legal headquarters:  
Strada Provinciale Speccia - Alessano, 68 - 73040 (LE)

Administrative and operational headquarters:  
Via Grande n°226 - 47032 Bertinoro (FC)

T +39 0543 462611  
F +39 0543 449111

**sales@gmrenlights.com**  
**www.gmrenlights.com**