




JUNlarge


The pictures shown are for illustrative purposes only. For shape, material and color specifications refer to internal descriptions.

Jun large A


Available versions


The classic lighting fixtures can be equipped with a die-cast aluminum decorative ring.
The decorative ring has a purely aesthetic value.
Below are the models of the lighting fixture with and without this option and the relative coding.

 Without decorative ring version
Product code: JUNL S_GFxx_A




Ø 26,3"
Ø 600 mm



 With decorative ring version
Product code: JUNL F_GFxx_A



Ø 29,7"
Ø 755 mm



Scale: 1:12

Jun large A

Technical data

ACCESSIBILITY



Timeless


Tool-free openable fixture. Replaceable internal components without the need of tools.

OPTICAL TECHNOLOGY




Glass free

Refracting optical system consist of single-chip LED, shockproof lenses with 30 years of warranty against UV and yellowing by aging (GLASS-FREE).



11,4"
290 mm

Ø 26,3"
Ø 600 mm



Scale: 1:12

Max. weight

10 Kg

fixing device excluded

CXS

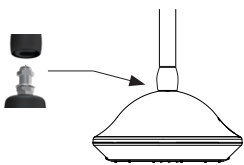
Lateral: 0,28 m² | Plan: 0,28 m²

FIXING TYPE

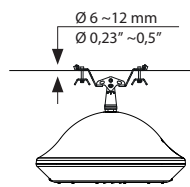


Suspended

Fast connection | Ø 3/4" Gas



Wire system



OPTIONAL

Glass

Ultraclear tempered glass
Th. 0,15in (4mm)

3,9 lb
1,8 Kg



Ø 18,9" - Ø 480 mm

Diffusers

Polycarbonate with U.V. protection

Alba

1,7 lb
0,8 Kg



Ø 15,3" - Ø 390 mm

Tonda

1,7 lb
0,8 Kg



Ø 15,3" - Ø 390 mm

1,6 lb
1,1 Kg



Ø 29,7" - Ø 755 mm

STANDARD

EN 60598-1, EN 60598-2-3, EN 62471, EN 55015, EN 61547, EN 61000-3-2, EN 61000-3-3

CONFORMITY | PROTECTION

Conformity



Salt spray test

ISO 9227



8000 hr

Insulation classes



Protection classes



Photobiological safety



Classe 0 Exempt group IEC/TR62471

PLUS



CUT OFF



OPTICAL FLEXIBILITY



LOW GLARE



COMPLIANT



IPEA MIN

LIGHTING FIXTURE FEATURES

General features

| | |
|-------------------------------|--|
| Power source: | 220-240V 50/60Hz tolerance +/-10% |
| Current supply: | 350 mA 525 mA 700 mA 1050 mA (P _{max} = 139W) |
| Power Factor THD: | ≥0.95 <10 % (At full load) |
| Expected life (Ta=25°): | > 100.000 h L90B10 |
| Operational temperature (Ta): | T _{min} = -40°C T _{max} = +55°C 700 mA +40°C 1050 mA |
| Storage temperature: | -40°C/+80°C |
| Overcharge protection: | Main surge immunity up to 10kV |
| Disconnecter: | Disconnecter and cable clamp cross section 1.5mm ² ÷ 4mm ² |
| Standard functions: | Current fixed Virtual midnight CLO (page: Functionality) |

Materials

| | |
|-------------------|--|
| Lighting fixture: | Die cast aluminium EN1706 |
| Optical system: | Optics in PMMA |
| Gaskets: | Removable silicon |
| Cable gland: | Polyamide PA66 PG16 Ø 14mm MAX IP 66 |
| Screws and bolts: | AISI 304 stainless steel |
| Fixture color: | GMR dark Others on request |
| Diffusers color: | Transparent Frosted |

LED FEATURES

| | |
|---------------------------|--|
| LED data 4.000 K - 640mA: | 700 lm/LED 181 lm/W 25°C [Tj] ≤ 3 step MacAdam |
| Color temperature: | 2.200 K 3.000 K 4.000 K CRI ≥ 70 |

Additional surge protector device:

SPD with warning LED CLASS 1 |

CLASS 2 12kV

Additional surge protector device SPD 400:

SPD with warning LED CLASS 1 | CLASS 2 12kV+ permanent overvoltage protection higher than 270Vac

Optional functions:

0,5 m power cable with 2-3 or 4-5 core connector

Funzionalità su richiesta:

DALI2 | D4i

Connectors and sockets:

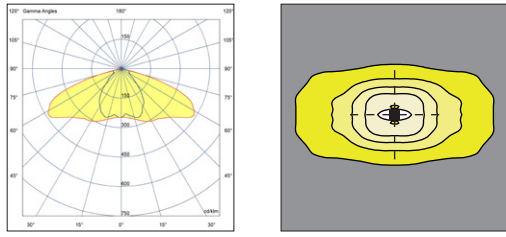
NM (Nema Socket) | ZS (Lumawise Zhaga Socket)

Jun large A

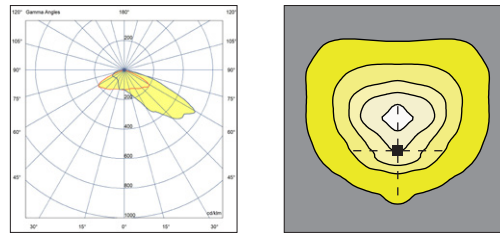
Available optical system

SYMMETRICAL DISTRIBUTION\\

1A



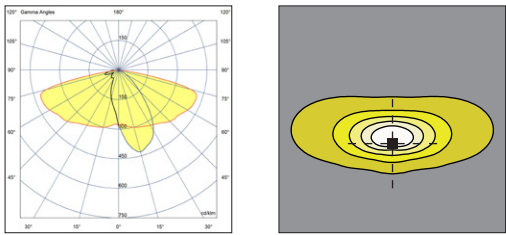
3C



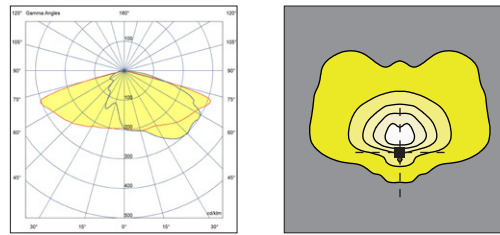
TYPE 1A

ASYMMETRICAL DISTRIBUTION\\

2A

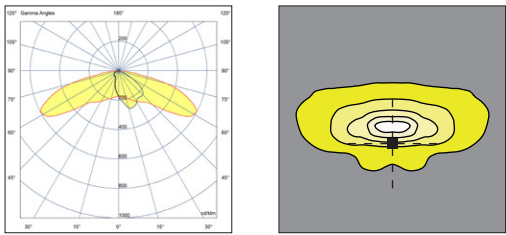


3D

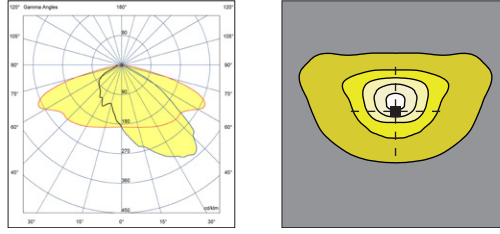


TYPE 2A

2B

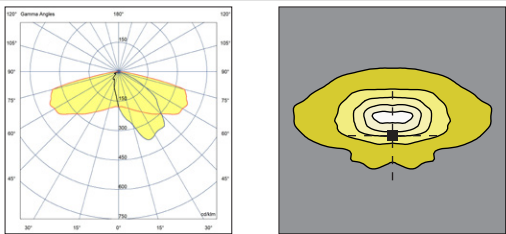


SYMMETRICAL DISTRIBUTION\\

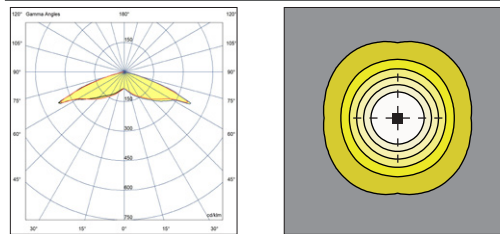


TYPE 3A | TYPE 3B

2C



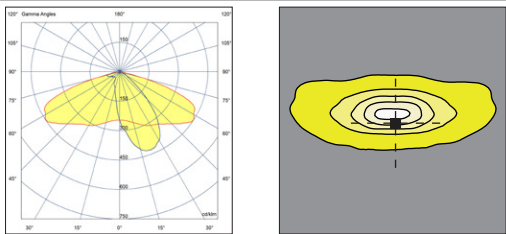
5A



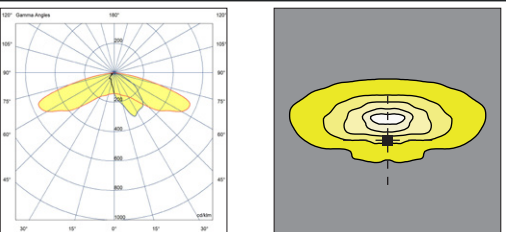
TYPE 5A

ASYMMETRICAL DISTRIBUTION\\

3A



3B



The LED modules nominal data refers only to the LED light sources in a standard version, with 4000 K color temperature, color rendering index CRI 70 min. and a junction temperature t_j of 25°C. The LED nominal data are extrapolated from the manufacturer documentations.

| LED code | | (*) I [mA] | Luminous flux [lm] | LED Power [W] | Efficiency [lm/W] |
|----------|--|---------------|--------------------|---------------|-------------------|
| GF04 | | 350 | 3156 | 15,3 | 206 |
| | | 525 | 4621 | 23,4 | 198 |
| | | 700 | 6089 | 31,7 | 192 |
| | | 1050 | 8534 | 48,8 | 175 |
| GF06 | | 350 | 4659 | 22,9 | 204 |
| | | 525 | 6854 | 35,0 | 196 |
| | | 700 | 8692 | 47,4 | 183 |
| | | 1050 | 11770 | 72,8 | 162 |
| GF09 | | 350 | 6989 | 34,3 | 204 |
| | | 525 | 10209 | 52,5 | 195 |
| | | 700 | 12939 | 71,1 | 182 |
| | | 1050 | 17345 | 109,2 | 159 |
| GF12 | | 350 | 9006 | 45,6 | 197 |
| | | 525 | 12932 | 69,7 | 185 |
| | | 700 | 16064 | 94,4 | 170 |
| | | 950 | 19752 | 130,3 | 151 |

The lighting fixture measured data refers to GMR ENLIGHTS products in a standard version, with 4000 K color temperature and an ambient temperature t_a of 25 °C.

GMR ENLIGHTS offers the possibility of driving the device with custom currents (*).

In case of optional glass some LED codes may be different from those indicated (GL02, GL04, GL06). In this case the values of luminous flux and efficiency are different from those shown in the table.

| Order code: JUNL S_GFxx_A JUNL F_GFxx_A | (*) I [mA] | Luminous flux [lm] | LED Power [W] | Efficiency [lm/W] |
|--|---------------|--------------------|---------------|-------------------|
| | 350 | 3042 | 17,5 | 174 |
| | 525 | 4454 | 26,5 | 168 |
| | 700 | 5870 | 35,0 | 168 |
| | 1050 | 8227 | 53,0 | 155 |
| | 350 | 4492 | 26,0 | 173 |
| | 525 | 6608 | 38,5 | 172 |
| | 700 | 8379 | 51,5 | 163 |
| | 1050 | 11346 | 78,5 | 145 |
| | 350 | 6737 | 38,0 | 177 |
| | 525 | 9841 | 57,0 | 173 |
| | 700 | 12473 | 77,0 | 162 |
| | 1050 | 16721 | 116,5 | 144 |
| | 350 | 8681 | 50,5 | 172 |
| | 525 | 12467 | 76,0 | 164 |
| | 700 | 15485 | 101,5 | 153 |
| | 950 | 19041 | 139,5 | 136 |

Tk CONVERSION FACTOR LUMINOUS FLUX

| Tk [K] | Flux multiplier |
|--------|-----------------|
| 2.200 | 0,86 |
| 3.000 | 0,95 |

CRI CONVERSION FACTOR LUMINOUS FLUX

| CRI (color render index) | Flux multiplier |
|--------------------------|-----------------|
| 70 | 1,00 |
| 80 | 0,91 |

(*) See pag: Available optical system, to check the optic type availability.

(**) See pag: Technical data, to check the colour temperature availability.

Functions

Standard functionality

Fixed current

During production, the light fixture is pre-set with a fixed current amongst the standard settings that appear in the tables on page 3. Upon customer's request, it is also possible to set a specific current (custom setting).

Virtual Midnight | Automatic dimming

The driver is programmed to automatically dim the light output according to the time. As required by regulations, the maximum output is set during initial hours and towards the end of the light fixture's operating time interval. During these hours there is statistically more traffic. The light output is then dimmed during the central hours of the operating time interval. This management is achievable through a self-learning process of the device, that establishes the centre point of the time interval. This moment is called "virtual midnight" and it is the point that the dimming profile refers to in order to know when to reduce the light output. We can manage up to 8hrs of programming that evolve around the virtual midnight and up to 5 steps of dimming. This way the light output will adjust automatically, adapting throughout the year to the duration of the nighttime, by referring to the pre-set parameters based on the centre point of the operating time interval.

CLO Constant Lumen Output

LEDs over time are inevitably subject to performance depreciation. This light reduction may be compensated by gradually increasing the LED's current during its lifespan, this corresponds to a gradual increase of lumen output proportional to the amount that is naturally depreciated.

On request functionality

DALI2 Control and monitoring system

On request, the fixture can be fitted with a DALI2 communication interface. This protocol allows it to be monitored and controlled remotely through use of Dali control buses.

D4i

On request, the fixture can be equipped with a D4i certified power supply. This is the ideal solution for wireless sensors and/or controls. This system was developed to integrate various systems to address smart city requirements. Included is DALI2 protocol + auxiliary power (AUX) to supply power to devices and sensors. This system is usually required when using a Zhaga Lumawise socket.

LINESWITCH

This functionality by using an extra wire within the streetlight's power line, allows to dimmer to a pre-set level. For example, a centralised timer can change this value from 100% to 50%, and vice versa.

AMPDIM

This feature allows dimming using the power line controlled by an upstream flow regulator. For this feature, the flow controller must use amplitude modulation (AM).

NEMA | Nema Socket (7 PIN)

The Nema Socket is a 7 PIN connector/socket with IP66 rating, that is fitted on the fixture to make it interfaceable with various ANSI C136 compliant devices and remote-control gear. These devices can be installed during or after installation of the light fixtures. The NEMA socket can provide power interruption and is interfaceable with DALI buses and/or 1-10V dimming. It is compatible with point-to-point node connection, and twilight sensors etc.

ZHAGA Lumawise Zhaga Socket (4 PIN)

The Lumawise Zhaga socket is a small and compact 4 Pin connector/socket, that fits ideally with the design of GMR ENLIGHTS fixtures. With ZHAGA Lumawise sockets it is possible install the devices, sensors, ZHAGA remote controls during or after installation of the light fixtures. This socket is usually required in conjunction with the DALI Sensor feature, which involves a DALI2/D4i communication protocol in addition to 12/24V auxiliary port to supply power to the sensors. It is compatible with point-to-point wireless control solutions and SMART CITY applications to control and monitor the public lighting infrastructure.

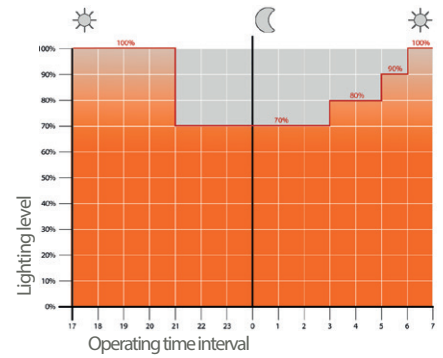
PRESENCE SENSOR

The product can be equipped with a presence sensor type zhaga book 18 in the lower part of the luminaire. In this case the lighting body is provided with Zhaga socket and Driver D4i. It is very important to carefully evaluate the installation context (height and underlying area) according to the sensing diagram of the device.

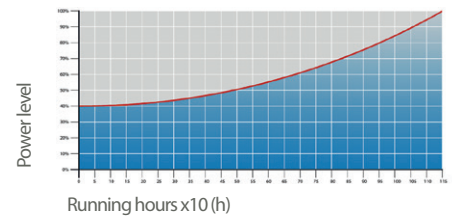
Third-party remote control

GMR ENLIGHTS fixtures are compatible with most third-party remote controls, powerline communication systems, wired systems (buses) and wireless systems.


Example of 4-step adjustment with virtual midnight




CLO Light Flow Compensation



7 Pin Nema Socket 7 (A) and IP66 shorting cap (B)



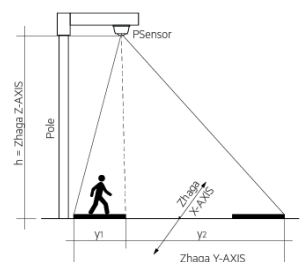
4 Pin Lumawise Zhaga Socket (C) and IP66 cap (D)



Installation example of Lumawise Zhaga



Installation example of presence sensor



Protection cycles

GMR ENLIGHTS works with cast iron, steel and aluminum. The materials are selected and processed to maximize performance and quality.

GALVANIZED STEEL

Protection of galvanized steel surfaces for poles

The protection of galvanized steel elements is achieved by following steps:

- Micro sandblasting;
- First epoxy layer application followed by: Wilting > Drying > Cooling;
- Acrylic glaze layer application followed by: Wilting > Drying > Cooling;
- Packing at least after 24-hour-drying at room temperature.

Protection of galvanized steel surfaces for brackets and pastorals

The protection of the galvanized steel elements is achieved thanks to:

- Micro sandblasting;
- Phosphoric pickling bath at a ph level ranging from 1.5 to 3;
- Rinsing with demineralised water;
- First powder layer application;
- Kiln firing;
- Application of a final powder layer;
- Kiln roasting of the final powder layer at 180°C (356°F);
- Cooling.

CAST IRON

Protection of cast iron surfaces for bases

The protection of cast iron elements is achieved by the following treatments:

- Surface micro shotblasting;
- Mono-component dip galvanizing followed by: Wilting > Drying > Cooling;
- Epoxy micaceous primer application followed by: Wilting > Drying > Cooling;
- Acrylic enamel application followed by: Wilting > Drying > Cooling;
- Packing at least after 24-hour-drying at room temperature.

DIE-CAST ALUMINIUM

Protection of die-cast aluminium surfaces for lighting fixtures, tops, collars, brackets and pastorals

Lighting fixtures, brackets, pastoral, and die-cast accessories undergo a cycle of powder painting which creates a barrier against the corrosion of metal parts. Moreover this barrier makes the finished product comply with design specifications in terms of surface roughness, color and reflectance.

The cycle consists of the following steps:

- Micro sandblasting;
- Hot pickling bath in a zinc-based phosphodegreasing solution;
- Specific process for the preparation of surfaces before painting;
- Washing with water;
- Rinsing with demineralised water and subsequent drying;
- First powder layer application followed by kiln baking at 180°C (356°F);
- Final powder layer application using a High Durability product and final kiln roasting at 180°C (356°F).



Salt spray test

The top quality of such treatments is confirmed by salt spray tests performed in accordance with standard ISO 9227:2017 Neutral Salt Spray test (NSS).

The test was carried out for 8.000 hours at 35°C (95°F) and demonstrated through the report test released.



GMR ENLIGHTS s.r.l.

Legal headquarters:
Strada Provinciale Specchia - Alessano, 68 • 73040 (LE)

Administrative and operational headquarters:
Via Grande n°226 • 47032 Bertinoro (FC)

T +39 0543 462611
F +39 0543 449111

sales@gmrenlights.com
www.gmrenlights.com